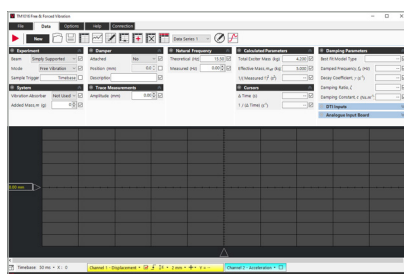





FREE AND FORCED VIBRATIONS

VDAS[®] ONBOARD TM1016V

Benchtop apparatus that investigates the free and forced vibrations of a rigid beam with a spring, and a simply supported beam. Demonstrates Rayleigh's approximation and Dunkerley's method.



SCREENSHOT OF THE
VDAS[®] SOFTWARE

KEY FEATURES

- Quick and easy to set up benchtop unit to demonstrate free and forced vibrations, designed for teaching
- Two different vibration systems in one self-contained unit: a 'rigid' beam with a spring, and a pinned/pinned (simply supported) 'flexible' beam
- Non-contacting displacement sensor for frictionless measurements
- High-quality servomotor 'exciter' turns an offset mass for forced vibrations at a constant speed
- Offset mass position sensor to show the phase relationship between applied force and displacement
- Built-in accelerometer for comparison of derived and measured acceleration waveforms
- Includes a variable area dashpot damper, using non-toxic, stable-viscosity fluid, for a range of damping coefficients
- Includes TecEquipment's Versatile Data Acquisition System (VDAS[®] Onboard)



FREE AND FORCED VIBRATIONS



TM1016V

DESCRIPTION

A benchtop unit to demonstrate free and forced vibrations of two mass-beam systems:

1. A 'rigid' beam with a pivot at one end and a spring at the other; the spring provides the elasticity
2. A 'flexible' pinned/pinned beam with a pivot at one end and a roller pivot at the other; the beam itself provides the elasticity

A rigid and heavy steel frame holds the systems. The frame has a low natural frequency, so the vibrations of the systems do not affect it. The frame has two sections: an experiment 'window' to the right and a control panel to the left. The experiment window contains the beam, spring and other parts used in the experiments.

TecQuipment carefully designed the equipment so that all experiments use the same beam. This gives a simple and quick system set up and changeover time. The beam is of high-grade ground steel, and the pivots use high-quality ball races for lowest friction and incidental damping.

Students may vibrate the systems manually. They may also force the vibrations using a high-quality variable speed servomotor driving a rotating offset mass - forming an 'exciter'. The servomotor has its own encoder and advanced controller for accurate speed regulation. This gives minimal cyclical variation due to inertial load variations.

A non-contacting sensor measures beam displacement. The sensor has no physical contact with the oscillating system, for negligible damping.

An accelerometer built into the exciter assembly works to show the phase relationship between beam displacement and acceleration. It also helps to compare measured acceleration with that derived from the displacement using the software.

The unit includes a variable area viscous dashpot damper, for use with a non-toxic fluid (supplied) of stable viscosity. This ensures repeatable results over a range of ambient temperatures.

An encoder linked to the rotating exciter mass measures its dynamic position. This helps to measure the relationship between the applied force and the position of the beam, showing phase lag with different damping values.

TecQuipment include a vibration absorber with the equipment. When fixed to the beam it adds a second degree of freedom to the complete system. This demonstrates the typical behaviour of a two-degree of freedom (2DoF) system. Students learn how to 'tune' the vibration absorber to eliminate the oscillations of the main beam - a special case of a 2DoF system and an alternative method to damping.

To help store small parts and tools, TecQuipment supply a storage tray with the equipment.

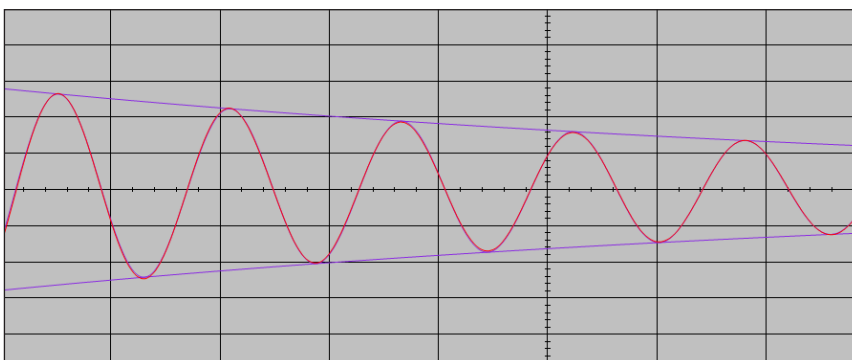
The control panel houses the servomotor controller and manual controls, alongside a digital display of the motor speed in units of rev.min^{-1} , rad.s^{-1} and frequency in Hz.

On the back of the Control Section is a USB socket for connecting TecQuipment's VDAS® Onboard system to a suitable PC (not supplied).

The VDAS® software includes functions to display live plots of first and second derivatives, to show velocity and acceleration waveforms based on the displacement signal. Advanced features of the software allow signal smoothing, reference plots and a tool to help measure the free vibration damping coefficient.

STANDARD FEATURES

- Supplied with comprehensive user guide
- Five-year warranty
- Manufactured in accordance with the latest European Union directives
- ISO9001 certified manufacturer



VDAS® SOFTWARE SHOWING PLOT OF DAMPED OSCILLATION



FREE AND FORCED VIBRATIONS



TM1016V

LEARNING OUTCOMES

- Free and forced vibrations of a rigid beam and spring
- Free and forced vibrations of a flexible pinned–pinned (simply supported) beam
- Using Rayleigh’s approximation to predict vibration frequency
- Frequency of oscillation and varying mass
- Finding the ‘beam only’ frequency using Dunkerley’s method
- Phase difference between displacement, its derivatives and measured acceleration
- Damped free and forced oscillations and damping coefficient
- Phase relationship between the applied force and beam position for different damping values
- Demonstration of a two-degree of freedom (2DoF) system
- Demonstration of an undamped vibration absorber

DEFLEX®

DefleX® is a complementary tool designed to introduce students to the concept and technique of Digital Image Correlation (DIC). This product is compatible with our DefleX®-2D product that uses one video camera and our DefleX®-3D product that uses two video cameras to track the movement of materials during a dynamic event. They are complete and compact systems for measuring full-field displacements and strains over a material’s surface in two and three dimensions, offering students a digital blended learning experience as part of their engineering courses.

To find out more, click [here](#)

OPERATING CONDITIONS

OPERATING ENVIRONMENT:

Laboratory

STORAGE TEMPERATURE RANGE:

–25°C to +55°C (when packed for transport)

OPERATING TEMPERATURE RANGE:

+5°C to +40°C

OPERATING RELATIVE HUMIDITY RANGE:

80% at temperatures < 31°C decreasing linearly to 50% at 40°C

SOUND LEVELS

Less than 70 dB(A)

ESSENTIAL SERVICES

BENCH SPACE NEEDED:

650 mm x 2000 mm plus separate bench space for a suitable computer.

NOTE: For best experiment results, you must use this product on a strong, rigid bench.

ELECTRICAL SUPPLY:

Single Phase, 90 – 250 VAC, 50 / 60 Hz, 1A

SPECIFICATIONS

TecQuipment is committed to a programme of continuous improvement; hence we reserve the right to alter the design and product specification without prior notice.

NETT DIMENSIONS AND WEIGHT:

1280 wide x 450 mm front to back x 800 mm high (assembled) and 80 kg

Other parts approximately 4 kg

APPROXIMATE PACKED DIMENSIONS AND WEIGHT:

1 m³ and 120 kg

OTHER PARTS INCLUDED

- Storage tray and tools
- Spring for beam and spring tests
- Dashpot damper
- 500 mL of non-toxic fluid (for dashpot damper)
- Vibration absorber
- 5 x 400 g masses

